

## List of Appendices

1. Search strategy
2. Forest plots showing pooled prevalence of clinical manifestations in patients with ketamine-associated uropathy
3. Forest plots showing pooled symptom scores in patients with ketamine-associated uropathy
4. Forest plots showing bladder assessment in patients with ketamine-associated uropathy

## APPENDIX I. Search strategy

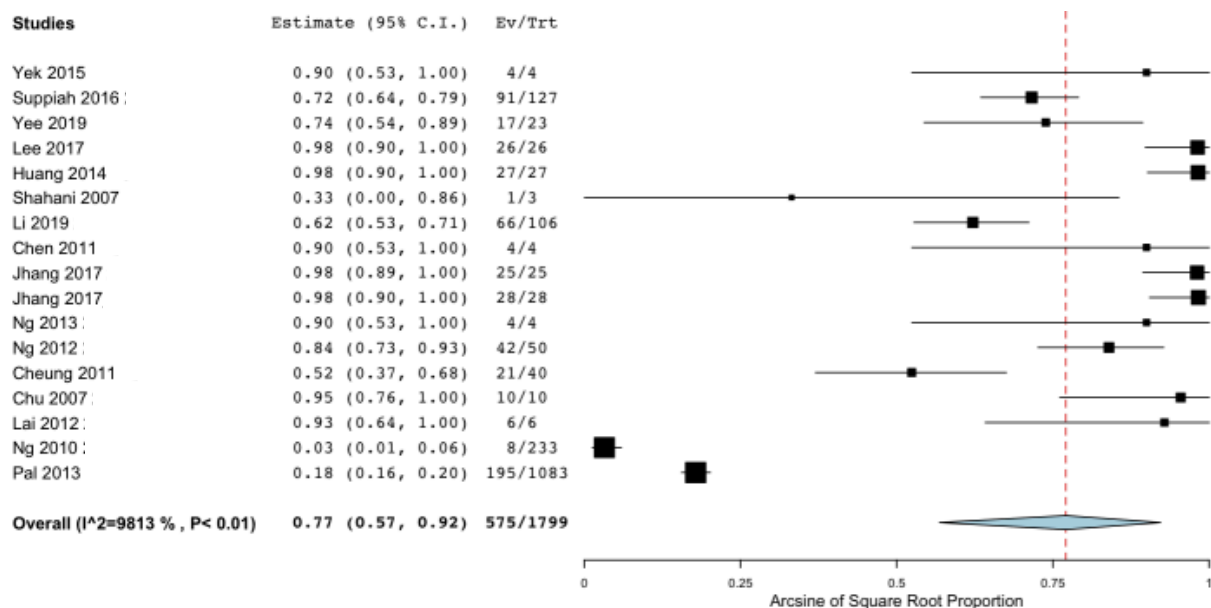
Databases: Evidence-Based Medicine Reviews (EBM Reviews) – Cochrane Database of Systematic Reviews <2005 to 26 June 2020>, EBM Reviews – ACP Journal Club <1991 to May 2020>, EBM Reviews – Database of Abstracts of Reviews of Effects <1st Quarter 2016>, EBM Reviews – Cochrane Clinical Answers <June 2020>, EBM Reviews – Cochrane Central Register of Controlled Trials <May 2020>, EBM Reviews – Cochrane Methodology Register <3rd Quarter 2012>, EBM Reviews – Health Technology Assessment <4th Quarter 2016>, EBM Reviews – NHS Economic Evaluation Database <1st Quarter 2016>, Embase Classic and Embase <1947 to 26 June 2020>, Ovid MEDLINE® and Epub Ahead of Print, In-Process & Other Non-Indexed Citations, Daily and Versi®(R) <1946 to 26 June 2020>

Search Strat-----

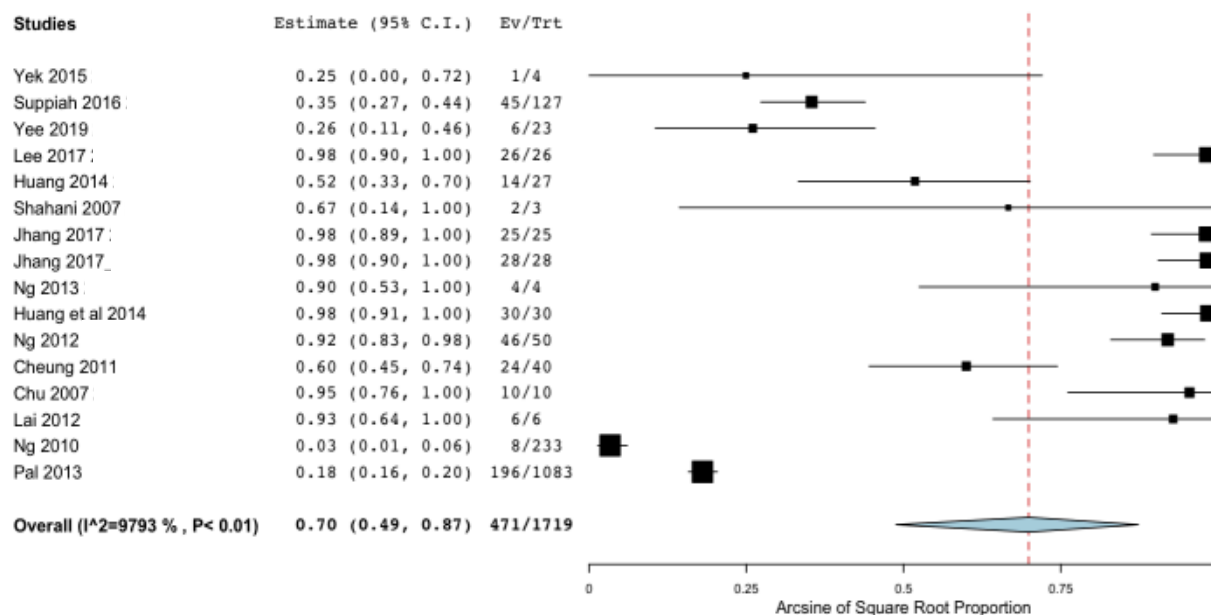
- 1 exp ketamine/ (54265)
- 2 (ketamine adj5 (us\* or abus\* or addict\*).tw. (8914)
- 3 (ketamine or esketamine).tw. (49787)
- 4 1 or 2 or 3 (68577)
- 5 exp urinary tract/ or exp bladder/ or exp ureter/ or exp kidney/ or exp urothelium/ (1102649)
- 6 (ureter\* or kidney\* or urothel\* or renal or urinary or cyst\*).tw. (3734342)
- 7 5 or 6 (4037920)
- 8 (uroflow\* or urodynamic\* or UDS or void\* or cyst\*).tw. (1065264)
- 9 (bladder nglish apacit\* or compliance or empty\* or diar\*).tw. (20986)
- 10 (urin\* adj4 (symptom\* or discomfort\* or sign\* or problem\*).tw. (109320)
- 11 ((bladder or suprapubic) adj5 pain\*).tw. (9390)
- 12 8 or 9 or 10 or 11 (1158156)
- 13 ((ketamine or esketamine or ketamine-induced or ketamine-associated or ketamine-related) adj5 uro\*).tw. (167)
- 14 4 and 7 (2954)
- 15 4 and 12 (959)
- 16 13 or 14 or 15 (3056)
- 17 (exp animals/ or exp animal/ or exp nonhuman/ or exp animal experiment/ or animal model/ or animal tissue/ or non human/ or (rat or rats or mice or mouse or swine or porcine or murine or sheep or lambs or pigs or piglets or rabbit or rabbits or cat or cats or dog or dogs or cattle or bovine or monkey or monkeys or trout or marmoset\$1).tw.) not (humans/ or human/ or human experiment/ or (human\* or men or women or patients or subjects).tw.) (11389475)
- 18 16 not 17 (2076)
- 19 conference abstract.pt. or Congresses as Topic/ or Conference Review.pt. or “Journal: Conference Abstract”.pt. (4121095)
- 20 18 not 19 (1736)
- 21 limit nglisnglish [Limit not valid in DARE,CLCMR,CLEED; records were retained] (1365)
- 22 remove duplicates from 21 (\*\*\*\*\*

**APPENDIX 2. Forest plots showing pooled prevalence of clinical manifestations in patients with ketamine-associated uropathy**

a. Pooled prevalence of frequency: 77.1% (95% CI=56.9%-92.2%)

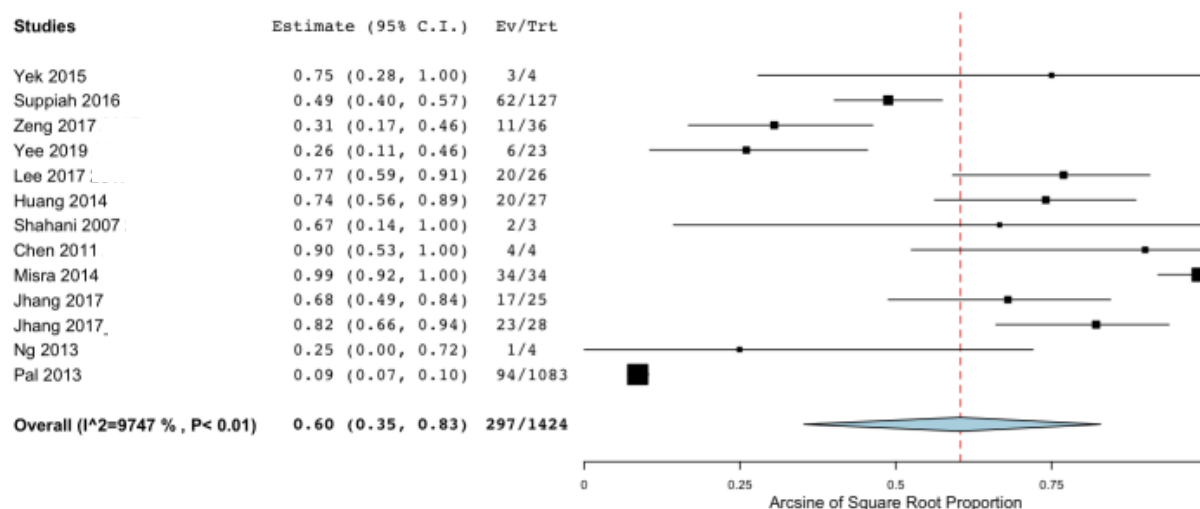


b. Pooled prevalence of urgency: 69.9% (95% CI=48.8%-87.3%)

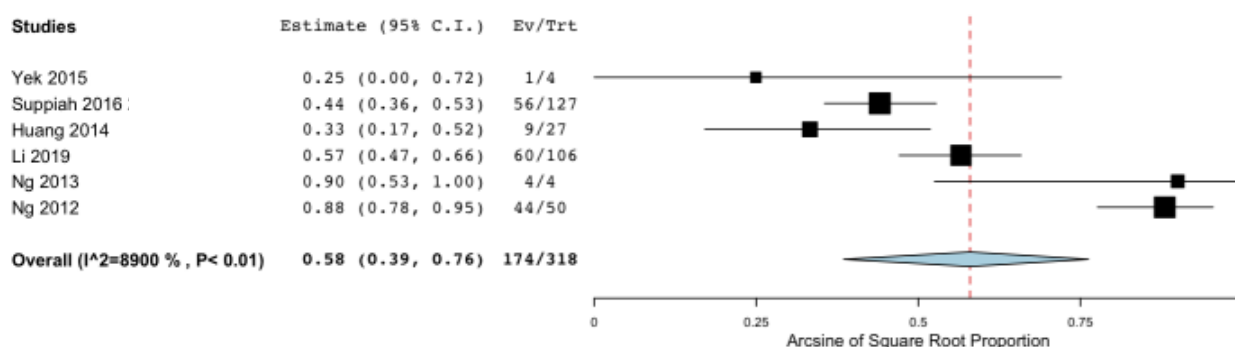


**APPENDIX 2. (cont'd)**

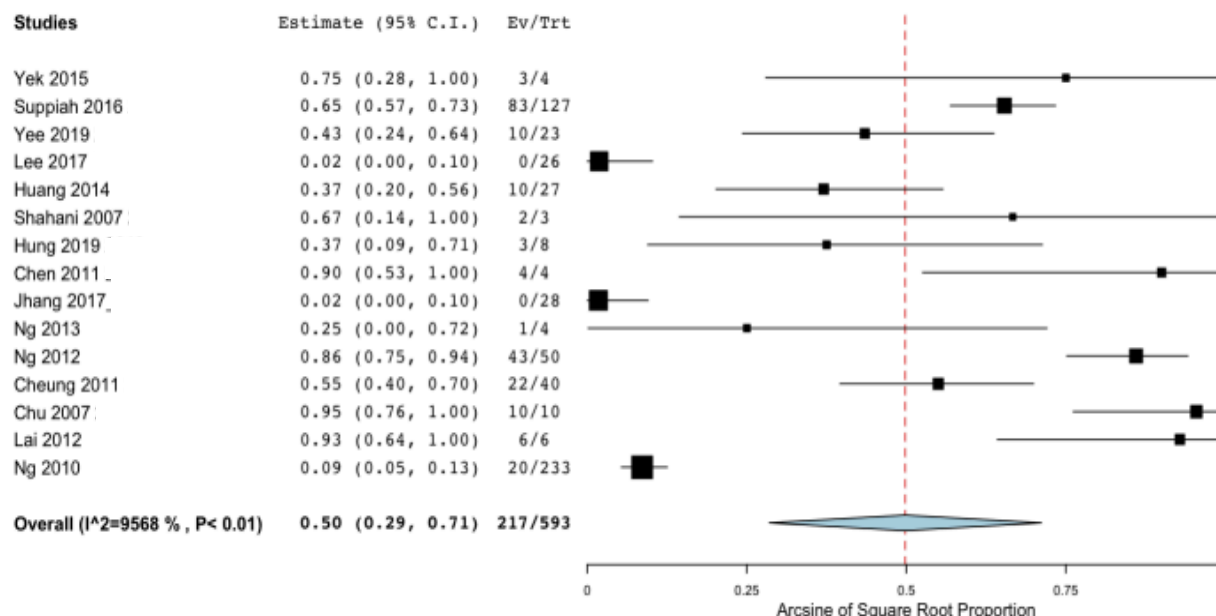
c. Pooled prevalence of suprapubic pain: 60.4% (95% CI=35.3%-82.9%)



d. Pooled prevalence of nocturia: 58.0% (95% CI=38.5%-76.2%)

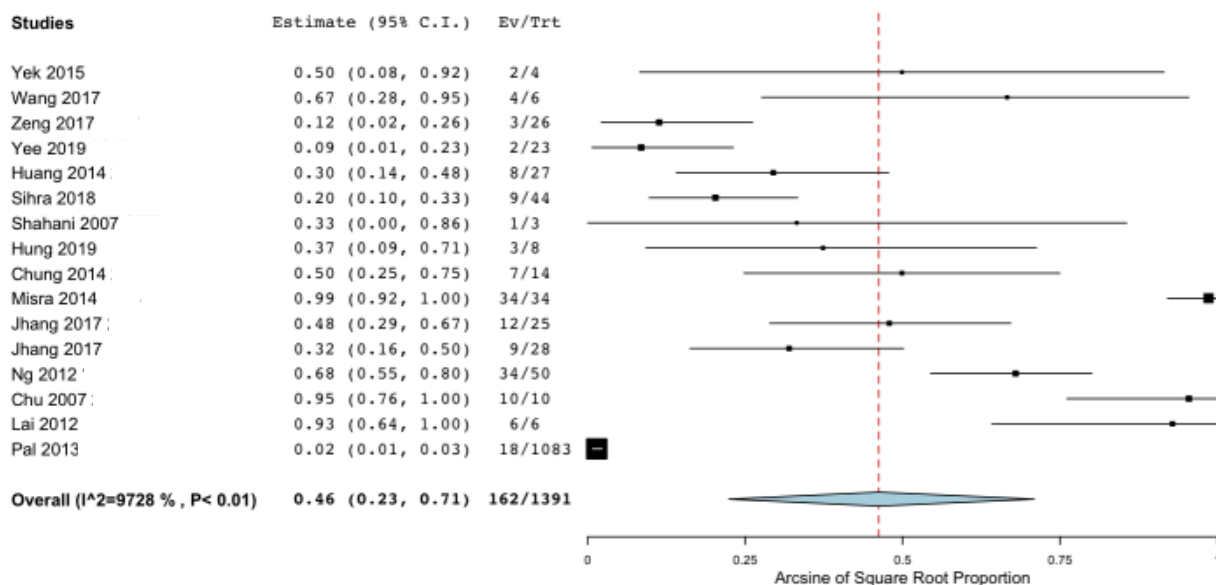


e. Pooled prevalence of dysuria: 49.8% (95% CI=28.5%-71.1%)

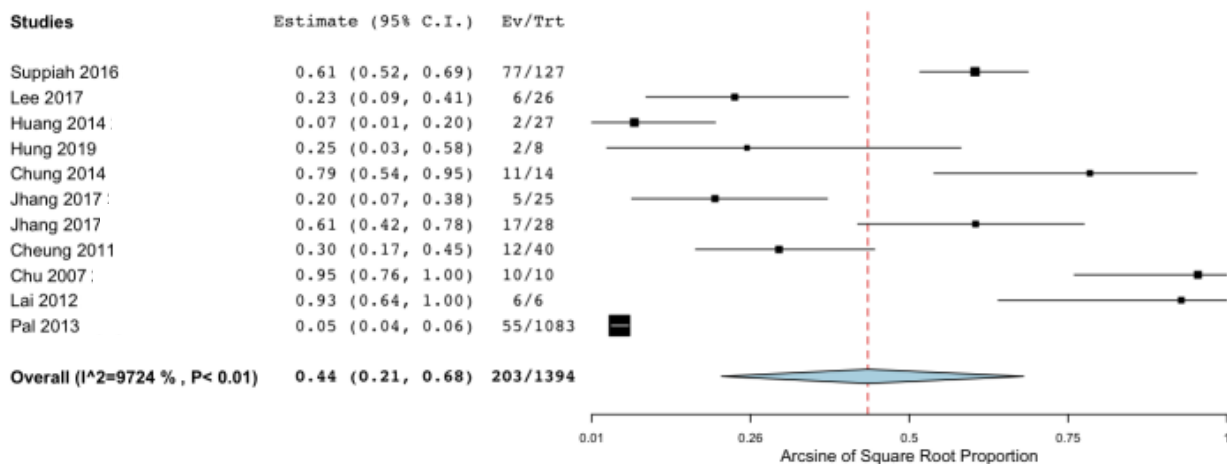


**APPENDIX 2. (cont'd)**

f. Pooled prevalence of haematuria: 46.3% (95% CI=22.6%-71.0%)

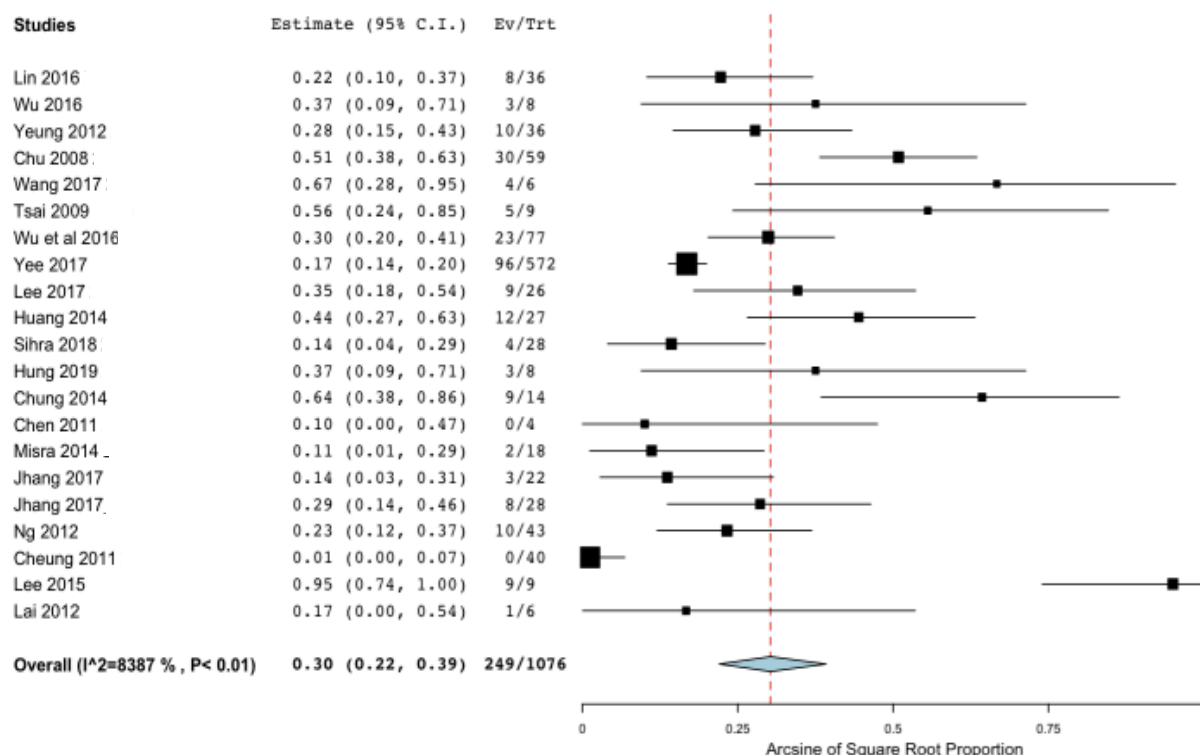


g. Pooled prevalence of incontinence: 43.9% (95% CI=21.0%-68.2%)

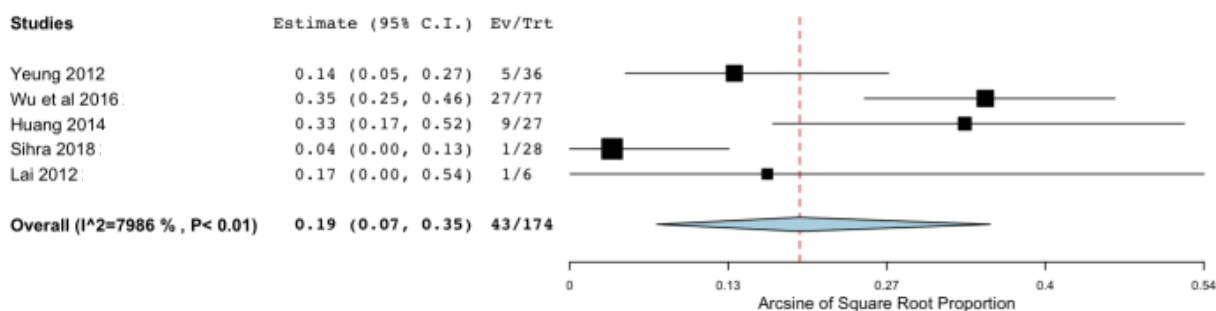


**APPENDIX 2. (cont'd)**

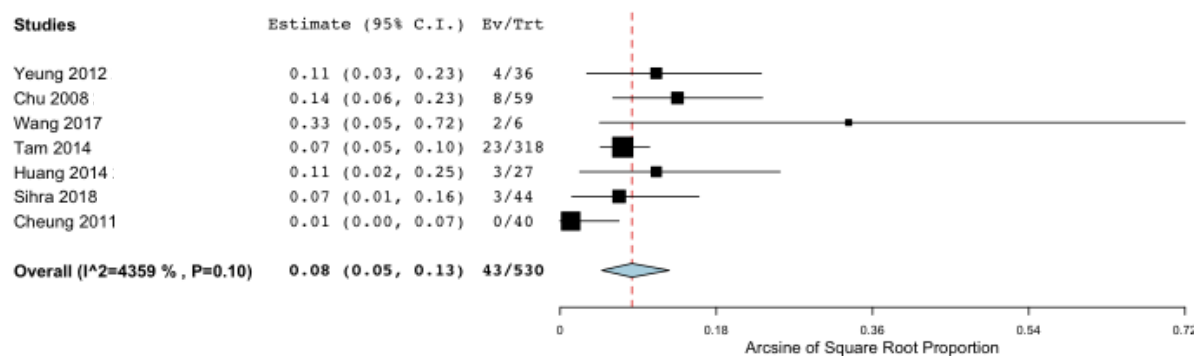
h. Pooled prevalence of hydronephrosis: 30.2% (95% CI=22.0%-39.2%)



i. Pooled prevalence of ureteral stricture: 19.4% (95% CI=7.3%-35.5%)

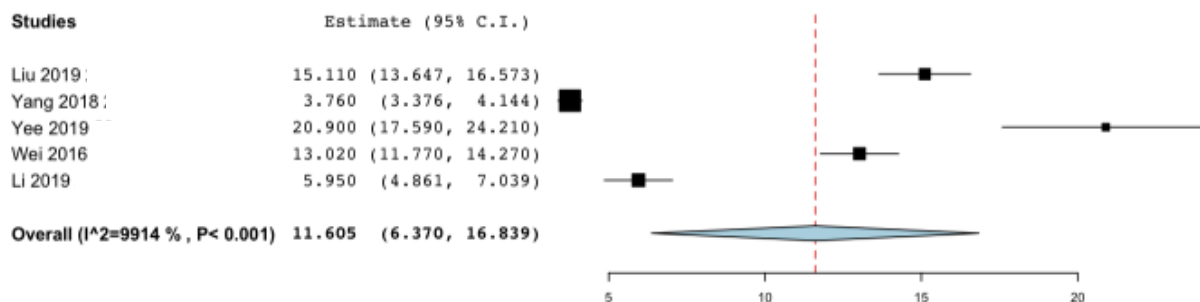


j. Pooled prevalence of impaired renal function: 8.3% (95% CI=4.8%-12.6%)

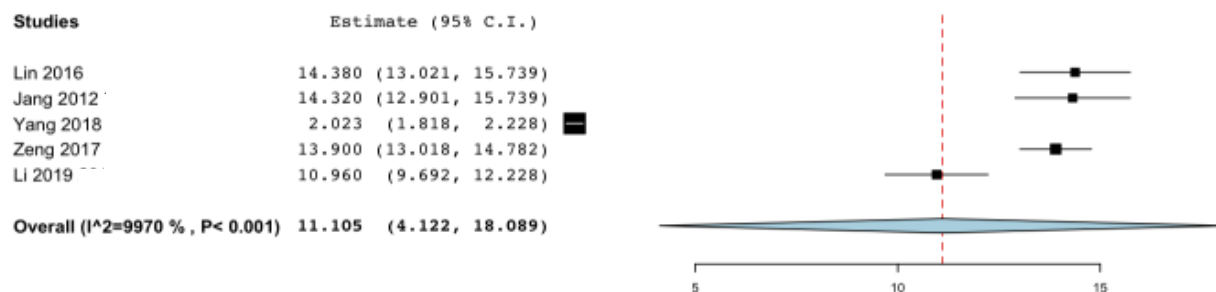


**APPENDIX 3. Forest plots showing pooled symptom scores in patients with ketamine-associated uropathy**

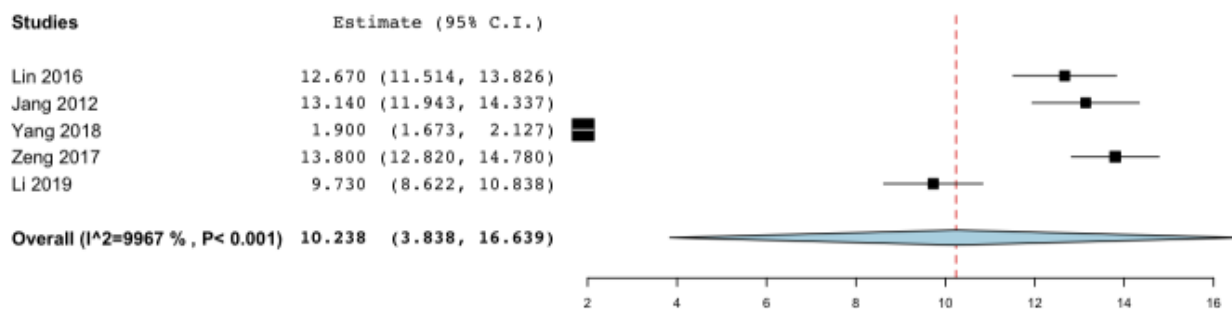
a. Pooled mean International Prostate Symptom Score (IPSS) score: 11.61 (n=1366)



b. Pooled mean Interstitial Cystitis Symptom Index (ICSI) score: 11.11 (n=1263)

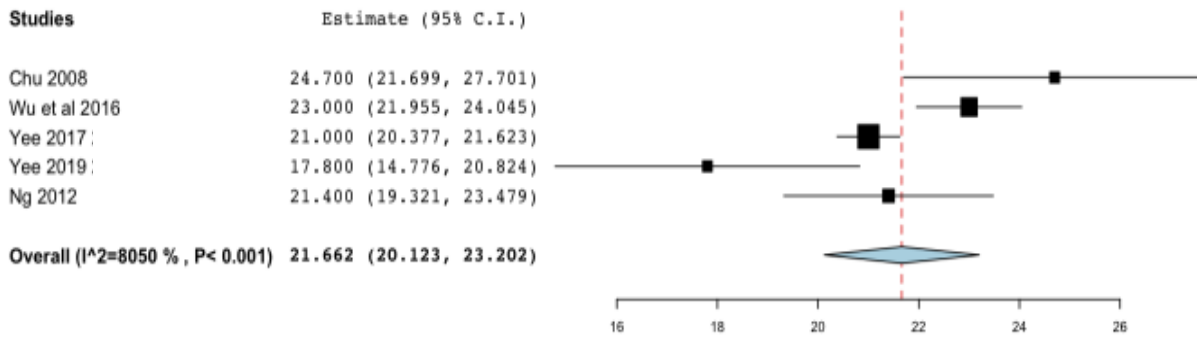


c. Pooled mean Interstitial Cystitis Problem Index (ICPI) score: 10.24 (n=1263)

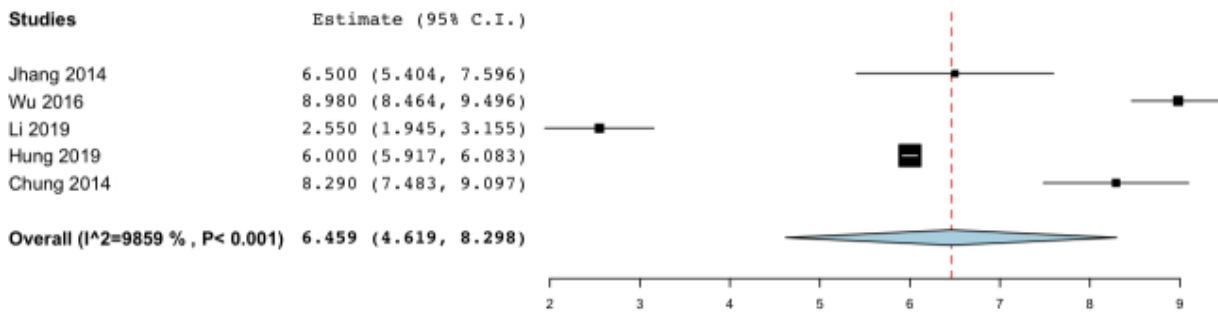


**APPENDIX 3. (cont'd)**

d. Pooled mean Pelvic Pain and Urgency/Frequency (PUF) score: 21.66 (n=750)

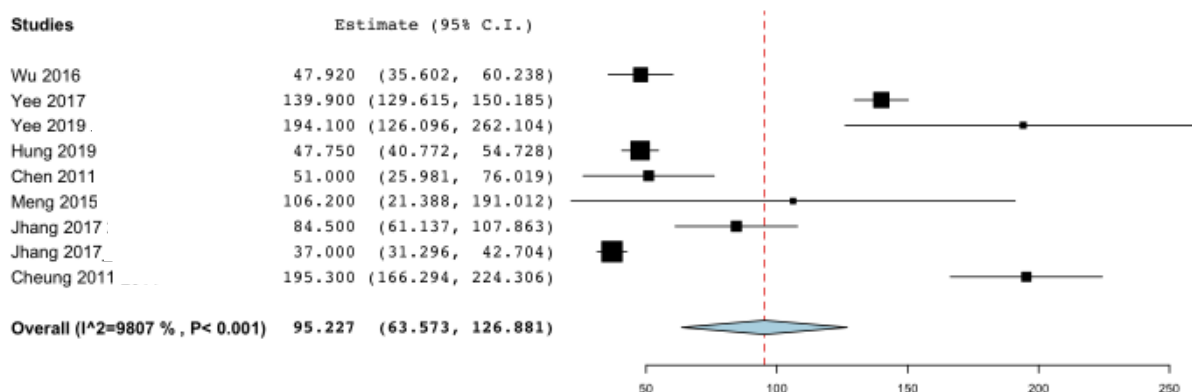


e. Pooled mean Visual Analogue Scale (VAS) score: 6.46 (n=161)

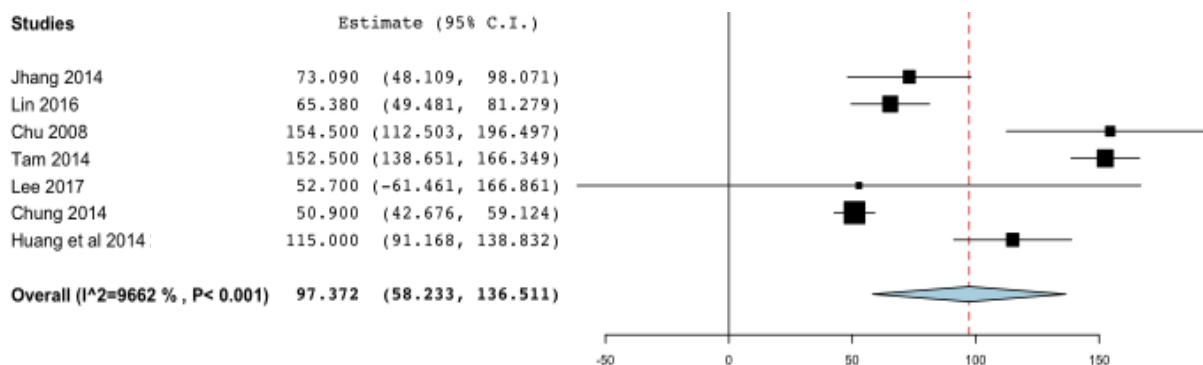


**APPENDIX 4. Forest plots showing bladder assessment in patients with ketamine-associated uropathy**

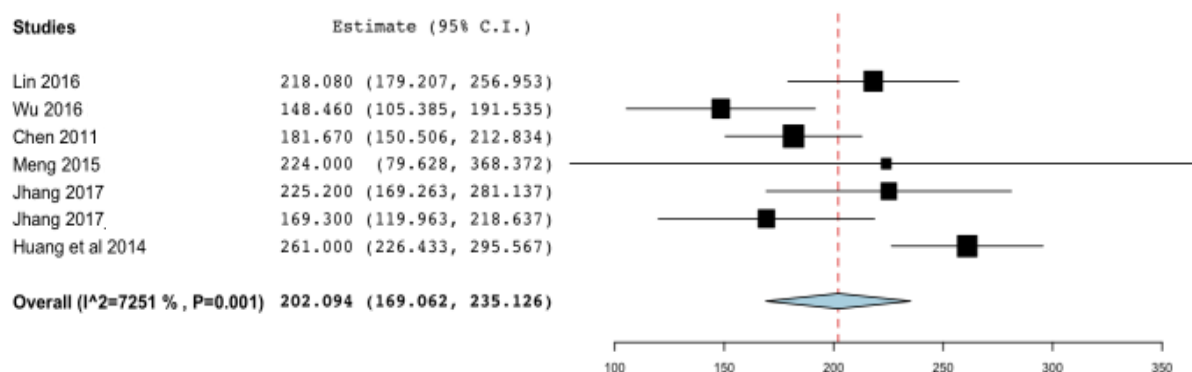
a. Pooled mean functional bladder capacity: 95.23 mL (n=717)



b. Pooled mean cystometric capacity: 97.37 mL (n=491)



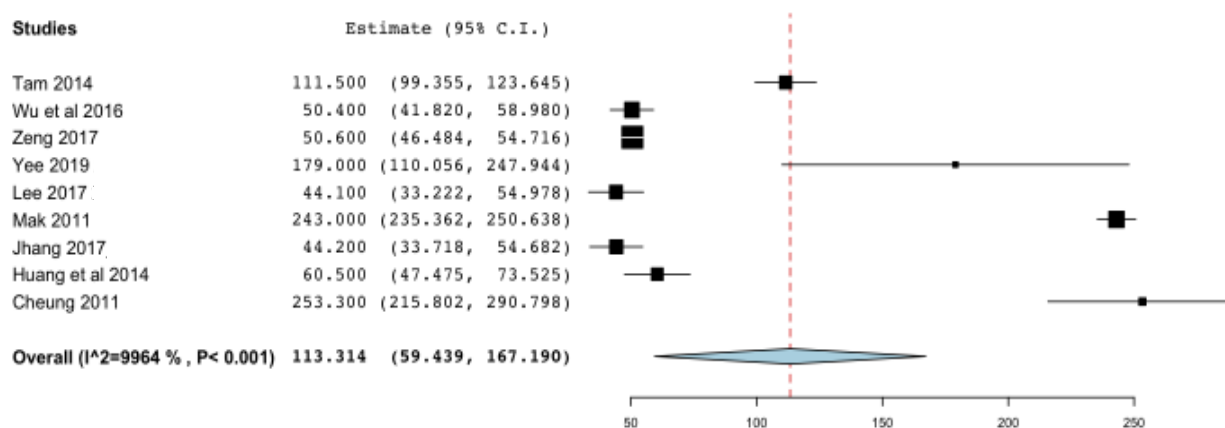
c. Pooled mean maximum cystometric capacity: 202.09 mL (n=140)



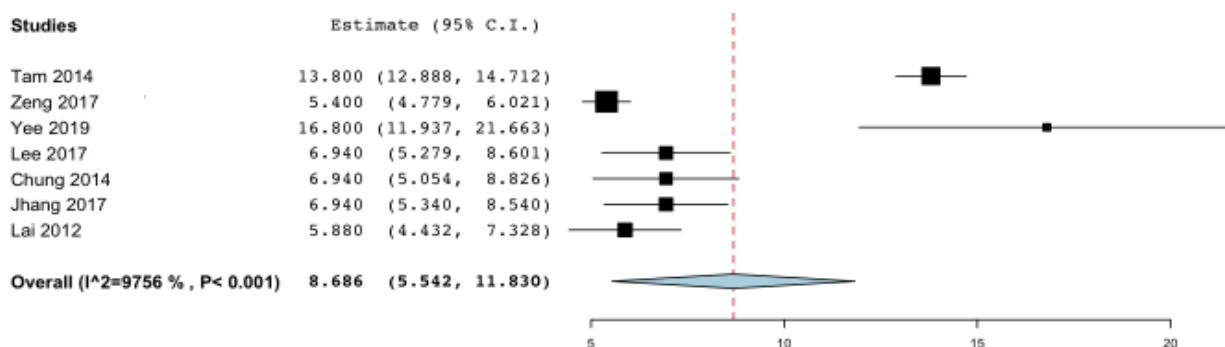


**APPENDIX 4. (cont'd)**

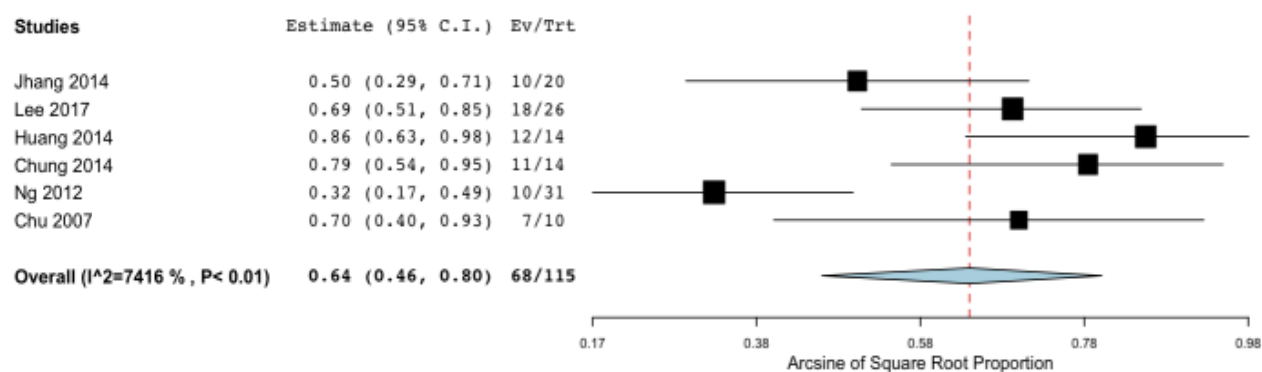
d. Pooled mean voided volume: 113.31 mL (n=630)



e. Pooled maximum urine flow rate: 8.69 mL/s (n=451)

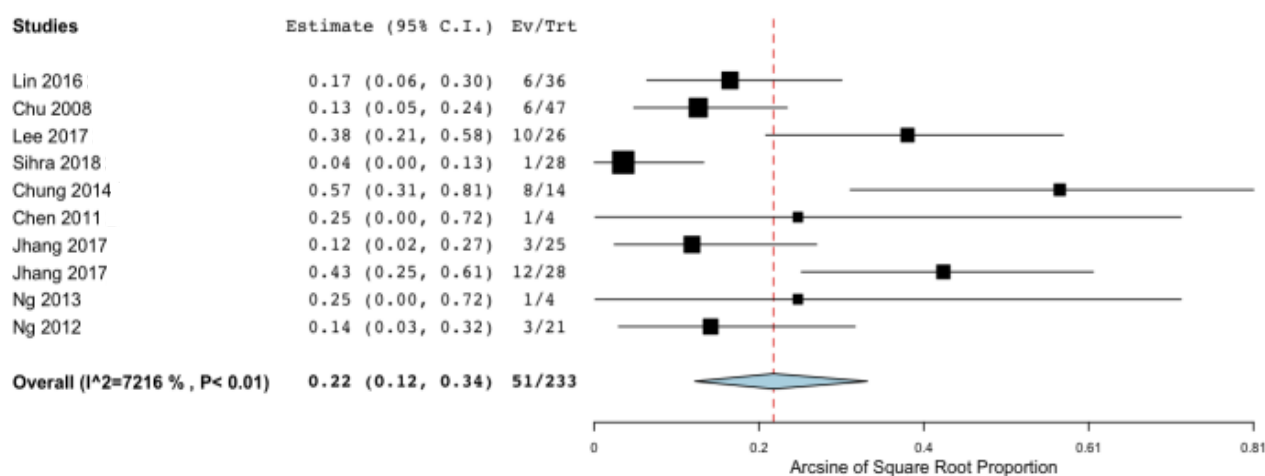


f. Pooled prevalence of detrusor overactivity: 63.9% (95% CI=45.6%-80.3%)



## APPENDIX 4. (cont'd)

g. Pooled prevalence of vesicoureteral reflux: 22.0% (95% CI=12.4%-33.5%)



## E-reference list for the Appendices

1. Yek J, Sundaram P, Aydin H, Kuo T, Ng LG. The clinical presentation and diagnosis of ketamine-associated urinary tract dysfunction in Singapore. *Singapore Med J* 2015;56:660-4.
2. Suppiah B, Vicknasingam B, Singh D, Narayanan S. Erectile dysfunction among people who use ketamine and poly-drugs. *J Psychoactive Drugs* 2016;48:86-92.
3. Yee CH, Ng CF, Hong YL, et al. Substance abuse effects on urinary tract: methamphetamine and ketamine. *Hong Kong Med J* 2019;25:438-43.
4. Lee YK, Jhang JF, Kuo HC. Clinical outcome of augmentation enterocystoplasty for patients with ketamine-induced cystitis. *Pain Physician* 2017;20:E431-6.
5. Huang PW, Wu ST, Tsao CW, et al. Is urodynamic study a good witness to the progression of ketamine-associated cystitis? *Low Urin Tract Symptoms* 2014;6:98-102.
6. Shahani R, Streutker C, Dickson B, Stewart RJ. Ketamine-associated ulcerative cystitis: a new clinical entity. *Urology* 2007;69:810-2.
7. Li CC, Wu ST, Cha TL, Sun GH, Yu DS, Meng E. A survey for ketamine abuse and its relation to the lower urinary tract symptoms in Taiwan. *Sci Rep* 2019;9:7240.
8. Chen CH, Lee MH, Chen YC, Lin MF. Ketamine-snorting associated cystitis. *J Formos Med Assoc* 2011;110:787-91.
9. Jhang JF, Birder LA, Chancellor MB, Kuo HC. Patient characteristics for different therapeutic strategies in the management ketamine cystitis. *Neurourol Urodyn* 2017;36:687-91.
10. Ng CF, Chiu PK, Li ML, et al. Clinical outcomes of augmentation cystoplasty in patients suffering from ketamine-related bladder contractures. *Int Urol Nephrol* 2013;45:1245-51.
11. Ng CM, Ma WK, To KC, Yiu MK. The Chinese version of the pelvic pain and urgency/frequency symptom scale: a useful assessment tool for street-ketamine abusers with lower urinary tract symptoms. *Hong Kong Med J* 2012;18:123-30.
12. Cheung RY, Chan SS, Lee JH, Pang AW, Choy KW, Chung TK. Urinary symptoms and impaired quality of life in female ketamine users: persistence after cessation of use. *Hong Kong Med J* 2011;17:267-73.
13. Chu PS, Kwok SC, Lam KM, et al. 'Street ketamine'-associated bladder dysfunction: a report of ten cases. *Hong Kong Med J* 2007;13:311-3.
14. Lai Y, Wu S, Ni L, et al. Ketamine-associated urinary tract dysfunction: an underrecognized clinical entity. *Urol Int* 2012;89:93-6.

15. Ng SH, Tse ML, Ng HW, Lau FL. Emergency department presentation of ketamine abusers in Hong Kong: a review of 233 cases. *Hong Kong Med J* 2010;16:6-11.
16. Pal R, Balt S, Erowid E, et al. Ketamine is associated with lower urinary tract signs and symptoms. *Drug Alcohol Depend* 2013;132:189-194.
17. Zeng J, Lai H, Zheng D, et al. Effective treatment of ketamine-associated cystitis with botulinum toxin type a injection combined with bladder hydrodistention. *J Int Med Res* 2017;45:792-7.
18. Misra S, Chetwood A, Coker C, Thomas P. Ketamine cystitis: practical considerations in management. *Scand J Urol* 2014;48:482-8.
19. Hung CH, Hsieh SW, Chen SK, Lin CM. Augmentation enterocystoplasty for patients with ketamine-induced cystitis: an 8-year experience and a review of series. *Urol Sci* 2019;30:232-7.
20. Wang J, Chen Y, Gu D, et al. Ketamine-induced bladder fibrosis involves epithelial-to-mesenchymal transition mediated by transforming growth factor- $\beta$ 1. *Am J Physiol Renal Physiol* 2017;313:F961-72.
21. Sihra N, Ockrim J, Wood D. The effects of recreational ketamine cystitis on urinary tract reconstruction—a surgical challenge. *BJU Int* 2018;121:458-65.
22. Chung SD, Wang CC, Kuo HC. Augmentation enterocystoplasty is effective in relieving refractory ketamine-related bladder pain. *Neurourol Urodyn* 2014;33:1207-11.
23. Lin CC, Lin AT, Yang AH, Chen KK. Microvascular injury in ketamine-induced bladder dysfunction. *PLoS One* 2016;11:e0160578.
24. Wu SY, Jhang JF, Jiang YH, Kuo HC. Increased bladder wall thickness is associated with severe symptoms and reduced bladder capacity in patients with bladder pain syndrome. *Urol Sci* 2016;27:263-8.
25. Yeung JT, Ma JK, Kwok KK, et al. Ketamine-related urological complications: radiological features. *Hong Kong J Radiol* 2012;15:4-9.
26. Chu PS, Ma WK, Wong SC, et al. The destruction of the lower urinary tract by ketamine abuse: a new syndrome? *BJU Int* 2008;102:1616-22.
27. Tsai TH, Cha TL, Lin CM, et al. Ketamine-associated bladder dysfunction. *Int J Urol* 2009;16:826-9.
28. Yee CH, Teoh JY, Lai PT, et al. The risk of upper urinary tract involvement in patients with ketamine-associated uropathy. *Int Neurourol J* 2017;21:128-32.
29. Lee HY, Hsu YC, Hsu CY, et al. Upper urinary tract damage caused by ketamine snorting—a report of nine cases. *Urol Sci* 2015;26:182-5.
30. Tam YH, Ng CF, Pang KK, et al. One-stop clinic for ketamine-associated uropathy: report on service delivery model, patients' characteristics and non-invasive investigations at baseline by a cross-sectional study in a prospective cohort of 318 teenagers and young adults. *BJU Int* 2014;114:754-60.
31. Liu W, Wu W, Wei Y, et al. Epidemiologic characteristics and risk factors in patients with ketamine-associated lower urinary tract symptoms accompanied by urinary tract infection: a cross-sectional study. *Medicine (Baltimore)* 2019;98:e15943.
32. Yang SS, Jang MY, Lee KH, et al. Sexual and bladder dysfunction in male ketamine abusers: a large-scale questionnaire study. *PLoS One* 2018;13:e0207927.
33. Wei YB, Yang JR, Wu WW, Chinaegbomkpam IV, Jiang GQ. Ketamine-induced lower urinary tract symptoms: a study of international prostate symptom score and quality of life. *Hong Kong J Emerg Med* 2016;23:227-33.
34. Jang MY, Long CY, Chuang SM, et al. Sexual dysfunction in women with ketamine cystitis: a case-control study. *BJU Int* 2012;110:427-31.
35. Jhang JF, Hsu YH, Jiang YH, Kuo HC. Elevated serum IgE may be associated with development of ketamine cystitis. *J Urol* 2014;192:1249-56.
36. Meng E, Tsao CW, Tang SH, et al. Intravesical hyaluronic acid treatment for ketamine-associated cystitis: preliminary results. *Urol Sci* 2015;26:176-9.
37. Mak SK, Chan MT, Bower WF, et al. Lower urinary tract changes in young adults using ketamine. *J Urol* 2011;186:610-4.